

Spanish
PAPER 1: Listening

Tuesday 4 June 2024 – Morning

Diagram Booklet

THIS DIAGRAM BOOKLET **MUST** BE RETURNED WITH THE QUESTION PAPER AT THE END OF THE EXAMINATION.

In the boxes below, write your name, centre number and candidate number.

Surname					
Other names					
Centre Number					
Candidate Number					

INSTRUCTIONS

There may be spare copies of some diagrams in case you need them.









CONTENTS




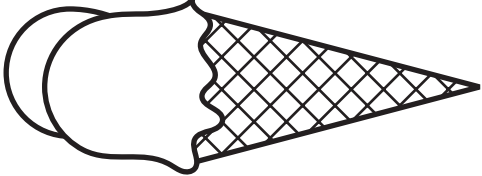

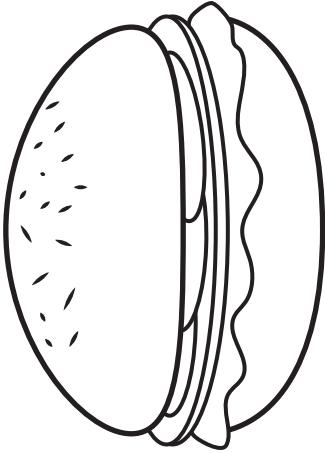


Page

3	Question 1
4	Question 2
5	Question 6
6	Question 7

Spare Copies

7	Question 7
----------	-------------------

<p>A</p> 	<p>B</p> 	<p>C</p> 	<p>D</p> 
<p>E</p> 	<p>F</p> 	<p>G</p> 	<p>H</p> 

<p data-bbox="636 2457 688 2680">Ejemplo:</p> 			
			

Question 6

- A** ~~tres~~
- B** en equipo
- C** estudiosos
- D** jardín
- E** independientes
- F** supermercado
- G** importante
- H** madre
- I** innecesario
- J** tiempo
- K** solo
- L** padre
- M** dormitorio

Question 7

	Aspectos positivos	Aspectos negativos
Ejemplo: Pepe	la arquitectura	muchos turistas
Pilar	<p>(a) _____</p> <p>_____</p> <p>_____</p> <p>(b) _____</p> <p>_____</p> <p>_____</p>	<p>(c) _____</p> <p>_____</p> <p>_____</p>
Pepe	<p>(d) _____</p> <p>_____</p> <p>_____</p>	<p>(e) _____</p> <p>_____</p> <p>_____</p> <p>(f) _____</p> <p>_____</p> <p>_____</p>

Question 7

	Aspectos positivos	Aspectos negativos
Ejemplo: Pepe	la arquitectura	muchos turistas
Pilar	<p>(a) _____</p> <p>_____</p> <p>_____</p> <p>(b) _____</p> <p>_____</p> <p>_____</p>	<p>(c) _____</p> <p>_____</p> <p>_____</p>
Pepe	<p>(d) _____</p> <p>_____</p> <p>_____</p>	<p>(e) _____</p> <p>_____</p> <p>_____</p> <p>(f) _____</p> <p>_____</p> <p>_____</p>

